

Großbassblockflöte in c  
Great bass recorder in c  
Flûte à bec grande basso en do

Modell | Model | Modèle  
Denner

Barocke Griffweise  
Baroque fingering  
Doigté baroque

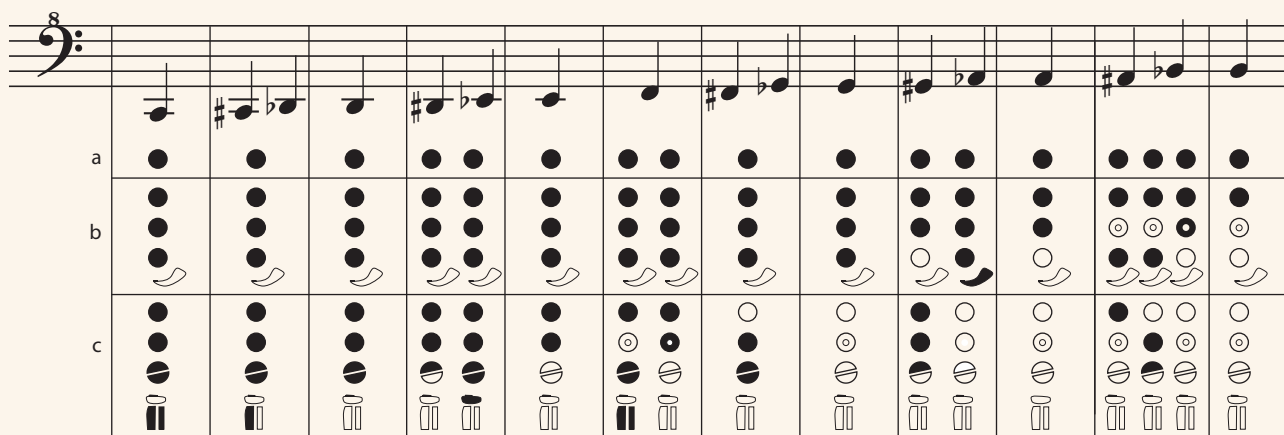


Diagram showing the fingering for the first system of notes (C4 to G4) on a bass recorder. The notes are: C4, C#4, D4, D#4, E4, E4, F4, F#4, G4. The chart includes three rows (a, b, c) representing different fingerings and diagrams of the recorder keys.

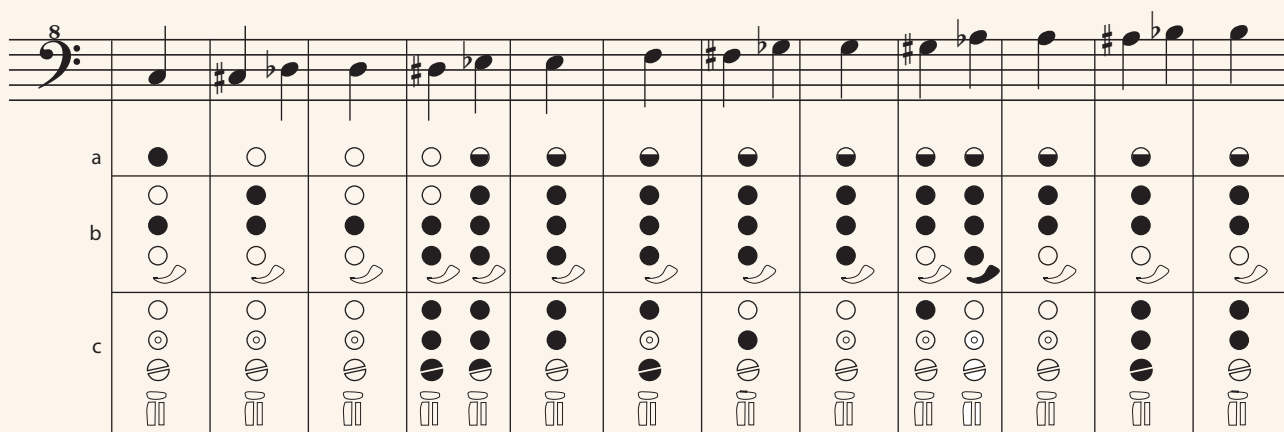


Diagram showing the fingering for the second system of notes (G4 to C5) on a bass recorder. The notes are: G4, A4, A#4, B4, B4, C5. The chart includes three rows (a, b, c) representing different fingerings and diagrams of the recorder keys.

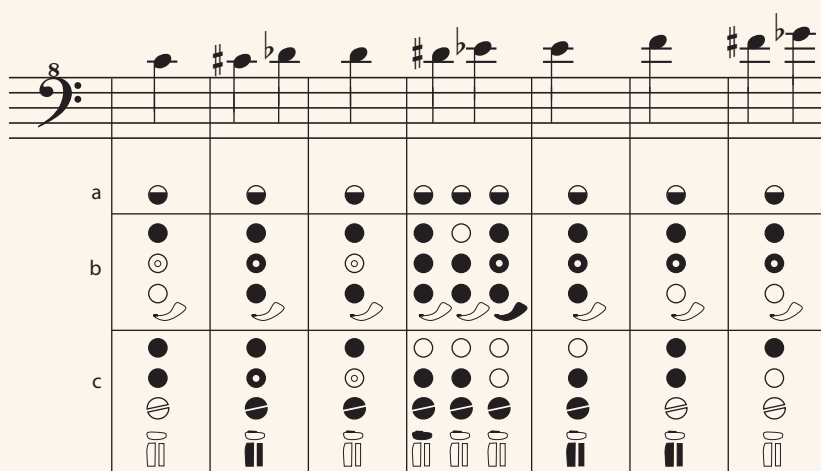


Diagram showing the fingering for the third system of notes (C5 to G5) on a bass recorder. The notes are: C5, C#5, D5, D#5, E5, E5, F5, F#5, G5. The chart includes three rows (a, b, c) representing different fingerings and diagrams of the recorder keys.

- |                                |  |  |                              |                                     |  |   |
|--------------------------------|--|--|------------------------------|-------------------------------------|--|---|
| a)<br>Daumen<br>thumb<br>pouce | b)<br>linke Hand<br>left hand<br>main gauche | c)<br>rechte Hand<br>right hand<br>main droite | ○<br>offen<br>open<br>ouvert | ●<br>geschlossen<br>closed<br>fermé | ◐<br>halb- oder teilgedeckt<br>half or partly closed<br>à demi ou partiellement bouché | ⊙<br>bei Bedarf geschlossen<br>closed if necessary<br>fermé au besoin |
|--------------------------------|--|--|------------------------------|-------------------------------------|--|---|